

# CONTROLLING TRAFFIC LIGHTS AT A BOTTLENECK WITH RENEWAL ARRIVAL PROCESSES\*

O. Moeschlin and C. Poppinga, Department of Mathematics, University of Hagen, Hagen

## ABSTRACT

In Grycko-Moeschlin (1998a) and (1998b) the control of traffic lights at a bottleneck with a stochastic volume of traffic is discussed. The present paper generalizes the developed theory to the case of arrival processes being renewal processes. The finiteness of the asymptotic expected queue length is proved by a domination principle. Computer experimentation shows, that the optimal time of open passage does not only depend on the traffic intensity but also on the distribution of interarrival times, which means that a precise traffic control requires to estimate this distribution.

## RESUMEN

En Grycko-Moeschlin (1998a) y (1998b) el control de las luces de tráfico en un cuello de botella con volumen de tráfico estocástico es discutido. El presente trabajo generaliza la teoría desarrollada en el caso en que los procesos de arribo son procesos de renovación. La finitud del largo esperado asintótico de la cola es probado a partir del principio de denominación. La experimentación computacional muestra, que el tiempo óptimo de apertura del paso, no solo depende de la intensidad del tráfico sino de la distribución de los tiempos entre arribos, lo que significa que un control preciso del tráfico requiere de estimar esta distribución.

## 1. INTRODUCTION

In Grycko-Moeschlin (1998a) and (1998b) the asymptotic behaviour of the queueing process at a bottleneck controlled by traffic lights is discussed assuming that the arrivals of vehicles form a homogeneous Poisson process. Moreover, a concept of optimal control of traffic lights at a bottleneck with the time of open passage as control variable (in the hand of the administrator of the installation) is introduced there. A time of open passage is called optimal, if it minimizes the first moment of the limiting distribution of the queueing process.

In Heidemann-Wegmann (1997) it is argued that the Poisson assumption is justified in the case of a low traffic intensity. For the purpose of modelling higher intensities one sometimes prefers to use independent interarrival times following a bunched exponential distribution or an Erlang distribution (cf. Heidemann-Wegmann (1997), which leads to a renewal arrival process.

The aim of the present paper is to extend the concept developed in Grycko-Moeschlin (1998a) and (1998b) to the more general class of renewal processes. To this end we show the weak convergence of the queueing process by a self-contained proof (section 3) and prove the finiteness of the asymptotic expected queue length by a domination principle; while in Grycko-Moeschlin (1998b) a fixed point argument was used.

Usually, in traffic control only intensities are measured. Our computer experimentation (section 6) shows, that this only allows to handle the worst case situation. Precise traffic control requires to estimate the distribution of the interarrival times.

## 2. RENEWAL ARRIVAL PROCESSES

In this section we shortly describe the stationary renewal arrival process at the bottleneck. Renewal processes are of course well-known in queueing theory, for details we refer the reader to König-Schmidt (1992).

Let the arrivals of vehicles at the bottleneck described by a sequence of random variables  $T_1, T_2, \dots$  defined over some probability space  $(\Omega, A, P)$ . It is now supposed that the sequence  $(T_n)$  satisfies the condition that the interarrival times

$$(T_n - T_{n-1})_{n \geq 2} \quad (2.1)$$

\*This paper was presented at VIII Conference Latinoamericana de Probabilidades y Estadística Matemática.

form a sequence of independent and identically distributed square-integrable random variables. The distribution function  $F$  of  $T_{n+1} - T_n$  is supposed to have the property that

$$F(0) = 0, \tag{2.2}$$

from this it follows

$$E(T_{n+1} - T_n) > 0. \tag{2.3}$$

Furthermore, the arrival of the first vehicle  $T_1$  at the bottleneck is assumed to be independent of the sequence  $(T_n - T_{n+1})_{n \geq 2}$  and to satisfy

$$P(T_1 > u) = \frac{\int_0^{\infty} (1 - F(t)) dt}{\int_0^{\infty} (1 - F(t)) dt}. \tag{2.4}$$

We then define the renewal arrival process  $(A_t)_{t \geq 0}$  associated with the sequence of arrivals  $(T_n)$  by

$$A_t := \max\{n : T_n \leq t\}.$$

The "starting" condition (2.4) ensures the arrival process to be stationary in the sense that the distribution of the random variable  $A_t - A_s$ , which counts the number of arrivals in the time interval  $(s; t]$  depends only on  $t - s$ .

The intensity of the renewal process is defined by the expectation

$$I := E(A_t) = E(A_{t+1} - A_t) \tag{2.5}$$

and satisfied the equation

$$I = (E(T_n - T_{n-1}))^{-1}. \tag{2.6}$$

Thus,  $I$  is the expected number of vehicles arriving at the bottleneck in a time interval of length 1.

### 3. MODEL DESCRIPTION AND QUEUEING PROCESS

Following Grycko-Moeschlin (1998a) and (1998b) the technical part of a bottleneck controlled by traffic lights (symmetric case) is described by

$$\Delta, t_R. \tag{3.1}$$

$\Delta$  in [veh/s] is the passage capacity (for both sides) of the bottleneck.  $t_R$  in [s] denotes the clearance times (both sides).

The arrival process  $A = (A_t)_{t \geq 0}$  for an arbitrary direction is assumed to be a renewal process on the probability space  $(\Omega, A, P)$  in the sense of the previous section with the sequence  $(T_n)$  of arrival times and intensity  $I$  being the traffic intensity in [veh/s] in a traffic-theoretic interpretation.

It is sensible to assume the times of open passage (signalized by GREEN and afterwards by YELLOW) to be the same for both sides. The time  $t_F > 0$  of open passage is the control variable in the hand of the administrator of the installation.

The duration of the closed passage (for both sides) is given by

$$t_C := 2(t_R + t_F) \tag{3.2}$$

while

$$t_U := 2(t_R + t_F) \quad (3.3)$$

represents the length of a full control period. The function  $\bar{\alpha} : \mathbb{R}_+ \rightarrow \mathbb{Z}_+$  defined by

$$\bar{\alpha}(t) := \begin{cases} 0, & 0 < t < t_C \\ \lceil (t - t_C)\Delta \rceil, & t_C \leq t \leq t_U \end{cases} \quad (3.4)$$

and the condition that  $\bar{\alpha}$  is periodic with the period  $t_U$  on  $\mathbb{R}_+$ , represents the maximal number of vehicles, which can pass the bottleneck from the beginning of a control period until the time  $t$  of a control period.

(Notice that  $\lceil a \rceil$  means the greatest integer number less than or equal to  $a$ .)

The number

$$\alpha(t_F) := \lceil t_F \cdot \Delta \rceil = \bar{\alpha}(t_U) \quad (3.5)$$

denotes the maximal number of vehicles, which may pass the bottleneck during one control period respectively during one phase of free passage.

Let

$$N_j(t_F) := (A_{(j+1)t_U} - A_{jt_U})^+ \quad (3.6)$$

denote the number of arriving vehicles in the  $(j + 1)$ -th control period that depends on  $t_F$  by  $t_U$ . We assume the queue length to the time 0 to be  $L_0 := 0$ . The sequence of random variables  $(L_j)$  that describe the process of queue lengths (of vehicles) at the end of the time of free passage is defined recursively by

$$L_{j+1} := (L_j + N_j(t_F) - \alpha(t_F))^+ \quad (3.7)$$

Recursions of the type (3.7) are in fact well-known in queueing theory, the asymptotic behaviour depends on the value  $\alpha(t_F)$  and expectation

$$\lambda(t_F) := E(N_j(t_F)). \quad (3.8)$$

By the definition of the intensity  $I$  of the arrival process we have

$$\lambda(t_F) = I \cdot t_U = 2I(t_F + t_R), \quad (3.9)$$

$\lambda(t_F)$  is the expectation of the number of vehicles arriving at the bottleneck during a control period of length  $t_U$ .

Now it is possible to prove the following: If the expected number of arrivals given by  $\lambda(t_F)$  is greater than the number of vehicles  $\alpha(t_F)$  that may pass the bottleneck during one control period then the system collapses, if  $\lambda(t_F) < \alpha(t_F)$  then the process of queue lengths is stabilizing.

To prove this convergence statement we base on a straightforward self-contained proof rather than showing that the Lindley recursion (3.7) defines a workload process in a system D/G/1, which would mean to clear a lot of technical details.

If  $U_j$  is the random variable defined by

$$U_j := N_j(t_F) - \alpha(t_F). \quad (3.10)$$

then it can be shown by induction and by the stationarity of the arrival process that

$$P(L_j = n) = P\left(\max_{0 \leq i \leq j} \sum_{k=1}^i U_k = n\right) \quad (3.11)$$

With the help of the strong law of large numbers for the sequence  $(U_j)$  one obtains that

$$E(U_j) > 0 \Rightarrow \max_{0 \leq i \leq j} \sum_{k=1}^i U_k \rightarrow \infty \text{ P-a.s.} \quad (3.12)$$

and

$$E(U_j) < 0 \Rightarrow \max_{0 \leq i \leq j} \sum_{k=1}^i U_k \text{ converges to a random variable } Y: \Omega \rightarrow \mathbb{Z}_+ \text{ P-a.s.} \quad (3.13)$$

Having (3.10), (3.11) in mind this implies

$$\lambda(t_F) - \alpha(t_F) > 0 \Rightarrow P(L_j < \infty) \rightarrow 0, j \rightarrow \infty \quad (3.14)$$

(case of a traffic collapse), and

$$\lambda(t_F) - \alpha(t_F) < 0 \Rightarrow P(L_j \in A) \rightarrow P(L \in A), j \rightarrow \infty (A \subset \mathbb{Z}_+) \quad (3.15)$$

(case of a stabilizing queue), where  $L$  is a limiting random variable  $L: \Omega \rightarrow \mathbb{Z}_+$  which describes the asymptotic queue length at the bottleneck in a probabilistic sense. For the purpose of establishing an objective function it is now of interest, whether the expectation  $E(L)$  of the asymptotic queue length is finite in the case  $\lambda(t_F) - \alpha(t_F) < 0$ .

#### 4. FINITENESS OF THE ASYMPTOTIC EXPECTATION

In this section we assume  $\lambda(t_F) - \alpha(t_F) < 0$ . According to (3.7) we may express the queue length  $L_{j+1}$  in terms of arrivals and departures by

$$L_{j+1} = L_j + N_j(t_F) - D_j(t_F), \quad (4.1)$$

where

$$D_j(t_F) := \min\{L_j + N_j(t_F), \alpha(t_F)\} \quad (4.2)$$

equals the number of vehicles leaving the bottleneck in the interval  $(jt_U; (j+1)t_U]$  of the  $(j+1)$ -th control period.

We will now define a queueing system of type GI/D/1 with arrivals  $(T_n)$  and constant service times  $t_U \cdot \alpha(t_F)^{-1}$  and let  $\tilde{L}_j$  describe the queue length in this system in to the time  $jt_U$ ,  $j = 0, 1, \dots$  with initial condition  $\tilde{L}_0 = 0$  (for a detailed description of systems GI/GI/1 we refer the reader to [1], chapter 11).

By the definition of the service times, we obtain for the number of customers being served in the interval  $(jt_U; (j+1)t_U]$ , denoted by  $\tilde{D}_j(t_F)$ , the inequality

$$\tilde{D}_j(t_F) \leq \min \left\{ \tilde{L}_j + N_j(t_F), \alpha(t_F) \right\}. \quad (4.3)$$

This is of course due to the fact, that by definition of the service times in this system GI/D/1 maximal  $\alpha(t_F)$  services of length  $t_U \cdot \alpha(t_F)^{-1}$  can take place in a time interval of length  $t_U$ .

Similar to the recursion (4.1) we are able to express the queue length in this system GI/D/1 in terms of departures and arrivals by the recursion

$$\tilde{L}_0 = 0, \quad \tilde{L}_{j+1} = \tilde{L}_j + N_j(t_F) - \tilde{D}_j(t_F). \quad (4.4)$$

We now compare the bottleneck process  $(L_j)$  with the process  $(\tilde{L}_j)$ .

#### 4.5. Lemma

The inequality  $\tilde{L}_j \geq L_j$  holds for every  $j \in \mathbb{Z}_+$ .


**Proof.**

We prove the statement by induction.

For  $j = 0$  it is trivially true.

Let the assertion be true for  $j \in \mathbb{Z}_+$ . Then (4.1) – (4.4) imply

$$\tilde{L}_{j+1} - L_{j+1} \geq \tilde{L}_j - L_j - \min \{ \tilde{L}_j + N_j(t_F), \alpha(t_F) \} + \min \{ L_j + N_j(t_F), \alpha(t_F) \}.$$

Because  $\tilde{L}_j \geq L_j$  was assumed to be valid, an evaluation of the minima leads in any case to the conclusion  $\tilde{L}_{j+1} \geq L_{j+1}$ . 

The Lemma states that the system GI/D/1 is a dominating queueing system for the bottle-neck process. From the condition  $\lambda(t_F) - \alpha(t_F) < 0$  we now get that in the system GI/D/1 the expectation of service times  $t_U \cdot \alpha(t_F)^{-1}$  strictly less than the expectation of the square integrable interarrival times given by

$$E(T_{n+1} - T_n) = l^{-1}.$$

In this case it is known that the system GI/D/1 is stable and that the asymptotic expectation is finite (see Alsmeyer (1991), 11.1.5 and 11.4.2), i.e. there exists a random variable  $\tilde{L} : \Omega \rightarrow \mathbb{Z}_+$  with the property that

$$P(\tilde{L}_j \in A) \rightarrow P(L \in A), \quad j \rightarrow \infty \quad (A \subset \mathbb{Z}_+) \quad (4.6)$$

and

$$E(\tilde{L}) < \infty. \quad (4.7)$$

This fact together with 4.5 implies the following result.

#### 4.8. Corollary

The expectation of the asymptotic queue length  $E(L)$  for the bottleneck process is finite.

**Proof.**

From basic probability theory the expectation  $E(L)$  and  $E(\tilde{L})$  can be expressed by

$$E(L) = \sum_{n=0}^{\infty} P(L > n),$$

$$E(\tilde{L}) = \sum_{n=0}^{\infty} P(\tilde{L} > n),$$

From Lemma 4.5, (4.6) and (3.15) we get

$$P(L > k) = \lim_{j \rightarrow \infty} P(L_j > k) \leq \lim_{j \rightarrow \infty} P(\tilde{L}_j > k) = P(\tilde{L} > k).$$

From this and the above expressions for the expectations it follows

$$E(L) \leq E(\tilde{L}) < \infty. \quad \text{pencil icon}$$

As the expectation of the limiting random variable for the bottleneck process is finite, one is able to apply the strong law of large numbers that follows from the ergodic theorem (see Brandt **et al.** (1990)).

#### 4.9. Corollary

For the process of queue lengths it follows

$$\lim_{m \rightarrow \infty} \frac{1}{m} \sum_{j=0}^m L_j = E(L)$$

P-almost sure.

This gives the opportunity to approximate the expectation  $E(L)$  in a computer experiment.

### 5. OPTIMALITY CONCEPT

As mentioned in section 2, the time of open passage acts as the control variable for the bottleneck process. Generally, in traffic control one is interested

- in maximizing the efficiency of a traffic installation in the sense of optimal throughput per time unit and
- in minimizing the mean individual waiting time.

Having in mind that the queue length goes to infinity with probability 1 in the case  $\lambda(t_F) - \alpha(t_F) > 0$ , it is sensible to choose a time of open passage  $t_F$  that satisfies  $\lambda(t_F) - \alpha(t_F) < 0$  if possible, in which case we call  $t_F$  *ergodic*.

In order to define an objective function the results of the previous sections give the opportunity to work with the asymptotic expectations in the case that the bottleneck process converges to equilibrium. Let us first consider the efficiency.

As a definition of this quantity in the case of an ergodic time of open passage  $t_F$  we take the expected number of vehicles leaving the bottleneck per time unit in equilibrium. Define

$$D(t_F) := \min\{L + N(t_F), \alpha(t_F)\} \quad (5.1)$$

with  $N(t_F)$  being a random variable following the distribution of  $A_{(j+1)t_U} - A_{jt_U}$  and being independent of the asymptotic queue length  $L$ .  $D(t_F)$  can be interpreted as the asymptotic number of vehicles leaving the bottleneck during one control period. Then

$$\epsilon(t_F) := t_U^{-1} \cdot E(D(t_F)) \quad (5.2)$$

may stand for the efficiency. But in equilibrium we have by recursion (4.1)

$$E(L) = E(L) + E(N)(T_F) - E(D(t_F)), \quad (5.3)$$

from which it follows

$$\epsilon(t_F) := t_U^{-1} \cdot E(N(t_F)) = I, \quad (5.4)$$

i.e., the efficiency is the same for all ergodic  $t_F$ . This, of course, is just the intensity-conservation principle for the stable bottleneck process.

Consequently, one is led to the minimization of the waiting time over the set of all ergodic  $t_F$ . As computer experiments have shown, the expected queue length at the end of the time of closed passage divided by the traffic intensity is a good estimator for the time a newly arriving vehicle has to wait until it has the possibility to pass the bottleneck. As  $E(L)$  is the asymptotic expectation of the queue length at the end of the time of open passage, the number

$$E(L) + I \cdot t_C \quad (5.5)$$

equals the asymptotic expectation of the queue length at the end of the time of closed passage because the expected number of arrivals during the time of closed passage of length  $t_C$  is  $I \cdot t_C$ . We therefore take

$$J(t_F) := \frac{E(L) + I \cdot t_C}{I} \tag{5.6}$$

as an estimator for the asymptotic waiting time. Note thereby, that  $E(L)$  depends on the special choice of  $t_F$ . With the help of the function  $J(\cdot)$  we are in the situation to establish the notion of an optimal time of open passage.

**5.7. Definition**

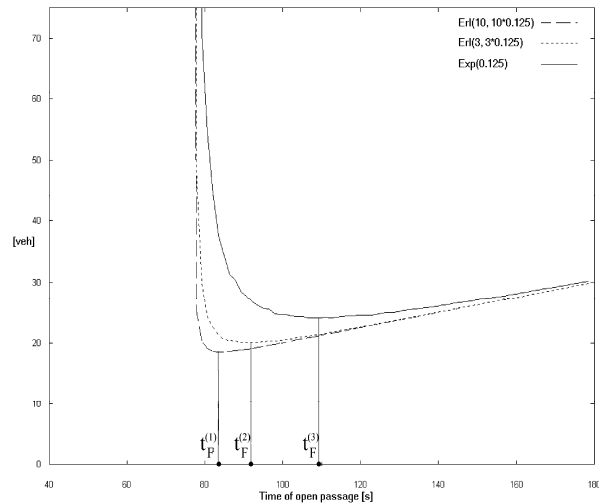
An ergodic time of open passage  $t_F^*$  is called optimal, iff  $J(\cdot)$  defined by (5.6) has a minimum in  $t_F^*$ .

Thus, the optimality concept remains the same as in the Poisson case. But in the case of renewal arrival processes the value of the objective function  $J(\cdot)$  does not only depend on the traffic intensity  $I$  but also on the distribution of the interarrival times.

**6. EXPERIMENTAL RESULTS**

In order to determine the optimal time of open passage in a computer experiment, we calculate the asymptotic expected queue length basing on the strong law of large numbers (see 4.9) for a class of Erlang distributions. A justification for the Erlang distribution is given in Heidmann-Wegmann (1997). The experimentation, cp. Figure1, shows that the optimal time of open passage does not only depend on the traffic intensity but also on the distribution of interarrival times.

In Figure 1 the dependence is demonstrated by plotting the asymptotic expected queue length for three different Erlang distributions  $Erl(n,\alpha)$  choosing  $n = 1, 3, 10$  and  $\alpha = 0.125, 3 \cdot 0.125, 10 \cdot 0.125$  for varying time of open passage. The corresponding renewal processes all have intensity 0.125. Note that  $Erl(1, 0.125)$  is just the Exponential distribution  $Exp(0.125)$  with parameter 0.125, so that this distribution of interarrival times corresponds to the Poisson arrival process. In Figure 1



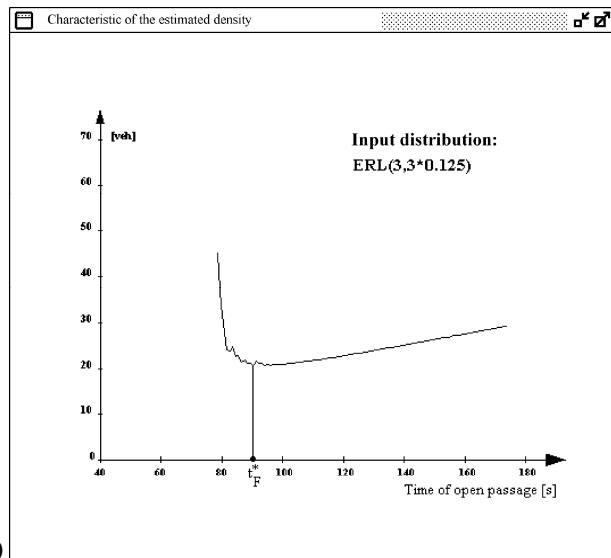
**Figure 1.**

$t_F^{(1)}, t_F^{(2)}, t_F^{(3)}$  denote the optimal times of open passage associated with the arrival processes having  $Erl(10,10 \cdot 0.125), Erl(3, 3 \cdot 0.125), Exp(0.125)$  as distribution of interarrival times, respectively.

The experimentation shows, that the Poisson arrival process may serve to describe a worst case situation, requiring only to know the traffic intensity. But precise traffic control requires to estimate the distribution of interarrival times.

A technical realization of determining the arrival process at a certain time is possible through induction loops lying on both sides some meters before the bottleneck.

For the curve of the renewal process  $Erl(3, 3 \cdot 0.125)$  already chosen in the example of Figure 1, the arrival process is estimated in a computer experiment measuring the interarrival times at the induction loops in order to determine not only the optimal time of free



**Figure 2.**

passage expected queue lengths as functions of the time of open passage, i.e. the characteristics.

Comparison with  $Erl(3, 3 \cdot 0.125)$  in Figure 1 shows a good accordance of the characteristics of Figure 2 based on estimation with the one determined in Figure 1.

#### REFERENCES

- ALSMEYER, G. (1991): **Erneuerungstheorie**, Teubner Skripten zur Mathematischen Stochastik, Berlin.
- BRANDT, A.; P. FRANKEN and B. LISEK (1990): **Stationary Stochastic Models**, Wiley series in Probability and Mathematical Statistics, New York.
- GRYCKO, E. and O. MOESCHLIN (1998a): "A Criterion for the Occurrence or Non-occurrence of a Traffic Collapse at a Bottleneck", **Commun. Statist. - Stochastic Models** 14(3), 571-584.
- \_\_\_\_\_ (1998b): "A Concept of Optimal Control of a Bottleneck with Symmetric Volume of Traffic", **Commun. Statist. - Stochastic Models** 14(3), 585-600.
- HEIDEMANN, D. and H. WEGMANN (1997): "Queueing at unsignalized intersections", **Transportation Research B** 31(3), 239-263.
- KÖNIG, D. and V. SCHMIDT (1992): **Zufällige Punktprozesse**, Teubner Skripten zur Mathematischen Stochastik, Berlin.